

Union County Fair Open Show Entry Instructions

Access the Union County Fair Website here:

<https://unioncountyfairohio.fairentry.com/Fair/SignIn/23112>

Select As an exhibitor for how you want to participate.

If you have an existing account because your children already participate in the jr. fair, follow the instructions provided through the Jr. Fair to add an exhibitor (you can add adult exhibitors as well). Jr. fair exhibitors that wish to participate in the open division can add these entries under their existing exhibitor account.

If this is your first time registering select Not in 4-H and need a FairEntry account

The screenshot shows the registration page for the 2026 Union County Fair. On the left, there is a welcome message and a list of links for fair information. In the center, a section titled "How would you like to participate?" has three options: "As an Exhibitor" (with a red arrow pointing to it), "As Fair Staff/Volunteer", and "View Fair Results". On the right, there is a sign-in form for FairEntry exhibitor accounts. It includes fields for Email and Password, a "Sign In with FairEntry" button, and a link for "Not in 4-H Online, and need a FairEntry account?" (with a red arrow pointing to it). A "Reset" link is at the bottom.

Enter your email and click create account:

The screenshot shows the "Create a FairEntry Account" page. It features the Union County Fair logo at the top. Below the logo, it says "Create a FairEntry Account" and "With this account, you will be able to register Exhibitors and Entries for this fair." There is an important note: "Important! If you are a 4-H member, there is no need to create a FairEntry account. Please sign in via 4HOnline instead." Below this are two input fields for "Email" and "Confirm Email". At the bottom, there is a blue "Create Account" button with a red arrow pointing to it.

Union County Fair Open Show Entry Instructions

Enter an account name, your phone number and password. Click Create Account

[change](#)

Account Name
Example: Your last name

Phone Number
Format: ###-###-#### or #####

Password

- 8 characters minimum
- at least 1 digit
- at least 1 capital letter or symbol

Confirm Password

Click begin work on another invoice and then register an exhibitor.

2026 Union County Fair

Registration is currently **Open**
5/16/2026 - 7/22/2026 [details](#)

Your Current Invoice
You do not have a current invoice.

2026 Union County Fair Sample Account -

Exhibitors Entries Payment \$0.00

Exhibitors being registered
There are 0 exhibitors in the process of being registered

Previously Registered Exhibitors
The registration information for an Exhibitor in this list cannot be edited but you can add new Entries.

Click Individual. Enter your first and last name, birthdate, & select your county, leave grade blank. Click continue.

2026 Union County Fair Sample Account -

Exhibitors Entries Payment \$0.00

Do you want to register an Individual?

New Individual Exhibitor

First Name (Required)

Last Name (Required)

Birthdate (Required)

County (Optional)

Grade (Optional)

Union County Fair Open Show Entry Instructions

Enter your phone number and email address we can use to contact you in case we have questions about your entries. Enter a cell phone if it's different than your primary phone number. Click continue

2026 Union County Fair Sample Account -

Exhibitors Entries Payment \$0.00

Gardener, Henry
5/01/2000
#155 Union

[Delete this Exhibitor](#)


1 2 3 4 5
Personal Details Contact Info Address Questions Review

Contact Info

Primary Phone Number (Required)
Format: ###-###-#### Or #####

Email Address (Optional)
Format: name@website.com

Cell Phone Number (Optional)
Format: ###-###-#### Or #####
Specify your cell phone number.

[Continue](#) 

Enter your address, city, state and zip. Click continue.

Exhibitors Entries Payment \$0.00

Gardener, Henry
5/01/2000
#155 Union


[Delete this Exhibitor](#)

1 2 3 4 5
Personal Details Contact Info Address Questions Review

Address

The exhibitor's address is very important!
If this exhibitor will be receiving checks from the fair, those checks will be mailed to the address entered here.

Address (Required)
Address continued (Optional)
City (Required)
State (Required)
Postal Code (Required)

[Continue](#) 

Union County Fair Open Show Entry Instructions

Enter an emergency contact and their phone number. For parent names and contacts enter N/A. Leave the Market Livestock Exhibitor block blank. Click continue.

The screenshot shows the 'Questions' section of the registration process. At the top, there is a progress bar with five steps: Personal Details, Contact Info, Address, Questions (highlighted), and Review. Below the progress bar, there is a 'Delete this Exhibitor' button. The main content area is titled 'Questions' and contains four numbered questions, each with a text input field:

1. Emergency Contact Name *Required
Emergency Contact
2. Emergency Contact Cell Phone Number *Required
123-456-7890
3. Parents Name *Required
N/A
4. Parent Cell Phone Number *Required
N/A

Verify your information is correct. Click continue to entries.

The screenshot shows the 'Review' step of the registration process. At the top, there is a blue header for '2026 Union County Fair' and a 'Sample Account' dropdown. Below the header, there is a progress bar with five steps: Personal Details, Contact Info, Address, Questions, and Review (highlighted). A 'Delete this Exhibitor' button is visible. A green banner with the text 'Please review the exhibitor registration.' and a 'Continue to Entries' button is highlighted with a red arrow. Below the banner, there are three sections of information:

- Personal Details:** First Name: Henry, Last Name: Gardener, Birthdate: 5/01/2000, Gender: [blank].
- Contact Info:** Email: hgardener@gmail.com, Home Phone: 123-456-7890, Cell Phone: [blank], Cell Phone Carrier: [blank].
- Address:** 1234 Tomato Dr., Viggie, OH, 12345.

Click add an entry

The screenshot shows the 'Entries' section of the registration process. At the top, there is a blue header for '2026 Union County Fair' and a 'Sample Account' dropdown. Below the header, there is a progress bar with three steps: Exhibitors, Entries (highlighted), and Payment. A 'Delete this Exhibitor' button is visible. A green banner with the text 'Everything looks good!' and a 'Continue to Payment' button is highlighted with a red arrow. Below the banner, there is a section for the exhibitor 'Gardener, Henry' with '0 Entries' and an 'Add an Entry' button highlighted with a red arrow.

Union County Fair Open Show Entry Instructions

Select 14. Adult and Youth Open show. Click Choose. Select your division. Click Choose.

The first screenshot shows a list of departments under the heading "Choose Department and Division". The list includes: *Fair Passes, 01 Special Interest, 02 Clothing, 03 Food and Nutrition, 04 Dairy Cattle, 05 Beef and Dairy Feeders, 06 Sheep, 07 Swine, 08 Goat, 09 Rabbits, 10 Poultry, 11 Dog Projects and Show, 12 Horses, 13 Livestock Skillathon and Showmanship, and 14 Adult and Youth Open Show. A red arrow points to the "14 Adult and Youth Open Show" option. Below the list are "Cancel" and "Choose" buttons, with a red arrow pointing to the "Choose" button.

The second screenshot shows the same form with "Department" set to "14 Adult and Youth Open Show" and a "Change" link. Below this is a list of divisions: 1401: Adult (19 and older), 1402: Youth Age 13-18, 1403: Youth Ages 5-12, 1404: Eggs, 1405: Tallow Lotion, 1406: Tallest Exhibit, and 1407: Canning and Baking. A red arrow points to the "1401: Adult (19 and older)" option. Below the list are "Cancel" and "Choose" buttons, with a red arrow pointing to the "Choose" button.

Confirm you have selected the correct department and division and then select choose again.

This screenshot shows the "Choose Department and Division" form with "Department" set to "14 Adult and Youth Open Show" and "Division" set to "1401: Adult (19 and older)". Both fields have "Change" links. Below the form are "Cancel" and "Choose" buttons, with a red arrow pointing to the "Choose" button.

Select the classes you want to enter. At checkout, you will be charged \$5 per class that you select up to \$30. Click Continue

The "Class or Classes" section shows a list of vegetable classes under the heading "A: Vegetables". The classes are: A-1-G: Beans, 6 Pods Green; A-1-Y: Beans, 6 Pods Yellow; A-2: Broccoli, 1 head; A-3: Cabbage, one head, any variety; A-4: Carrots, plate of 3; A-5: Cucumbers, plate of 3, over 4"; A-6: Eggplant, one specimen; A-7-W: Onions, plate of 3, white (checked, Quantity: 1); A-7-Y: Onions, plate of 3, yellow; A-7-R: Onions, plate of 3, Red; A-8-B: Peppers, plate of 3, bell peppers; A-8-H: Peppers, plate of 3, hot peppers; A-9-PP: Potatoe, plate of 3, red-pink; A-9-W: Potato, plate of 3, White; A-9-O: Potato, plate of 3, Other; A-10: Radishes, plate of 3 (checked, Quantity: 1); A-11-Y: Sweet Corn, 2 ears wrapped in plastic, no schucks, yellow; A-11-W: Sweet Corn, 2 ears wrapped in plastic, no schucks, white; A-11-M: Sweet Corn, 2 ears wrapped in plastic, no schucks, mixed; A-12: Summer Squash, 2 specimens; A-13: Zucchini, 2 specimens (checked, Quantity: 1); A-14-C: Tomatoes, cherry, 10 specimens, yellow or red; A-14-S: Tomatoes, standard, 3 specimens of 1 variety, no green.

Union County Fair Open Show Entry Instructions

Verify your classes are correct and create entries.

Review your selections

Before we actually create your entries, please review your selections.

If you continue with your current selections, 3 entries will be created with the following information:

Department	14 Adult and Youth Open Show
Division	1401: Adult (19 and older)
Club	No Club (Open Entry)
Animal(s)	No Animals

Entry Classes

1. A: Vegetables / A-7-W: Onions, plate of 3, white
2. A: Vegetables / A-10: Radishes, plate of 3
3. A: Vegetables / A-13: Zucchini, 2 specimens

Cancel

Create Entries



1. If you want to enter another division, select add an entry
2. If another person in your household is also going to enter the open division, click register another exhibitor.
3. If you are done entering click review/complete outstanding records

Exhibitors > Entries > Payment \$15.00

There are 3 entries belonging to 1 exhibitor in this invoice.

[Register another Exhibitor](#)

There are 6 items that need your attention

[Review/Complete Outstanding Records](#)



Gardener, Henry 3 Entries		Add an Entry	
Incomplete #296	Department: 14 Adult and Youth Open Show Division: 1401: Adult (19 and older) Class: A: Vegetables Sub-Class: A-13: Zucchini, 2 specimens	Allow Public Viewing: Yes In-Person	Edit
Incomplete #295	Department: 14 Adult and Youth Open Show Division: 1401: Adult (19 and older) Class: A: Vegetables Sub-Class: A-10: Radishes, plate of 3	Allow Public Viewing: Yes In-Person	Edit
Incomplete #294	Department: 14 Adult and Youth Open Show Division: 1401: Adult (19 and older) Class: A: Vegetables Sub-Class: A-7-W: Onions, plate of 3, white	Allow Public Viewing: Yes In-Person	Edit


Union County Fair Open Show Entry Instructions

Review the information in the box and click continue

2026 Union County Fair Sample Account ▾

Exhibitors > Entries > Payment \$15.00

Entry #294

 Gardener, Henry
5/01/2000
#152 Union

Department: 14 Adult and Youth Open Show

Division: 1401: Adult (19 and older)

Class: A: Vegetables

Sub-Class: A-7-W: Onions, plate of 3, white

[Delete this Entry](#)

Details 2 Questions

Questions

ENTRIES TO BE SUBMITTED by Wednesday July 22nd by 9pm.

IF YOU NEED HELP WITH ONLINE ENTRY FORMS FEEL FREE TO COME TO THE FAIR OFFICE ON Tuesday JULY 21st and Wednesday July 22nd FROM 3:00pm - 6:00pm

No entries will be accepted after July 22nd at 9pm

One entry per person per class!!

In order to take advantage of the \$30 maximum entry fee per person, you will need to pay by check or in cash at the fairgrounds. Mail checks to 845 N Main St. Marysville, OH 43040. Please put the "exhibitor name" open show entries on the memo line.

[Continue](#)

Click continue to payment. Select your form of payment and follow instructions. Click Continue

What do you want to do next?

For Henry Gardener:

[+ Add another Entry](#)

[+ Register another Exhibitor](#)

Everything looks good!

[Continue to Payment](#)

Please select a form of payment to continue.

Pay by Credit Card Pay by Check

Instructions to Pay by Check

Checks can be mailed to 845 N. Main St. Marysville, OH 43040. Please put "exhibitor name" open show entries or "exhibitor name" entry passes on the memo line.

[Continue](#)

Review payment information and click continue.

Invoice Summary Detail

Individual Exhibitor: Henry Gardener \$15.00

Total: \$15.00

[Continue](#)

Union County Fair Open Show Entry Instructions

Agree to the terms and select submit. Pay by check entries will not be approved until after payment is received.

2026 Union County Fair Sample Account ▾

Exhibitors > Entries > Payment \$15.00

Payment Method Review **3** Confirm

One last step!
Agree to the terms below and press submit.

After you Submit

- Records will be locked to editing awaiting manager approval
- Your credit card will not be charged until a manager approves the records
- If the manager does not approve all the records, the amount charged to the credit card may be less than the amount cited here.

Agree to Terms

All pass sales and open show entries are final, refunds will not be issued.

In order to take advantage of the maximum \$30 fees for open show entries, you must either mail a check or bring cash to the Union County Sr. Fair Office.

I agree to the above statement

Payment Total

\$15.00
By Check

Instructions to Pay by Check

Checks can be mailed to 845 N. Main St. Marysville, OH 43040. Please put "exhibitor name" open show entries or "exhibitor name" entry passes on the memo line.

Submit

